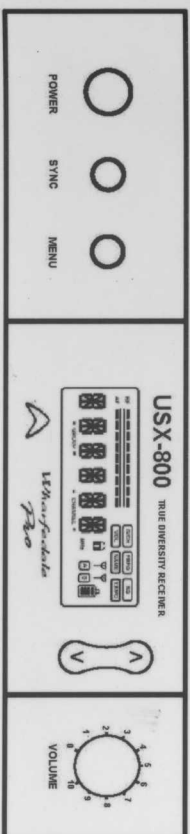
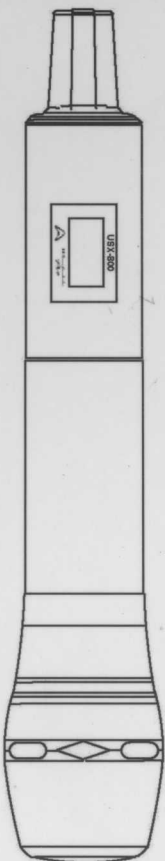




Wharfedale
Pro

USX-800

**Wireless Microphone
System**



PRELIMINARY MANUAL

Wharfedale Pro USX-800 - Single Channel Wireless Microphone System
Preliminary Wireless Microphone User Manual

Table of Contents

- 1... Table of Contents / Warranty Statement / Warnings & Disclaimer
- 2... Preface / System Inventory
- 3... Parts Names and Functions
- 4... Setup (Transmitter / Microphone)
- 5... Installation of the Receiver
- 6... Audio Output Connections
- 7... Receiver Settings / Lock / Unlock Function
- 8... LCD Display Legend / Display Modes
- 9... Function Descriptions / Battery Status
- 10... Specifications
- 11... Appendix
- 12... Contact Information

Wharfedale Professional Limited Warranty: The USX-800 Wireless Microphone System is warranted to be free of manufacturing or materials defects for a period of one year from the original date of purchase. In the event of warranty related malfunction, contact your authorised Wharfedale Professional dealer or distributor. Be aware that warranty details differ from country to country.

WARNING: DUE TO THE RISK OF FIRE OR ELECTRICAL SHOCK, DO NOT EXPOSE THIS UNIT TO RAIN OR MOISTURE.

Unpacking: All Wharfedale Pro products are fully tested before leaving the factory. After unpacking, please inspect the unit. In the event of any noticed damage due to shipping, contact your dealer and the shipping provider immediately to file a shipping damage claim. Retain the shipping carton and all packaging material in case the unit needs to be returned.

!WARNING! – Read all operating instructions that accompany this product!

!WARNING! – Do not attempt to open the unit! This unit is not user serviceable!
Refer all servicing to qualified electronic service personnel only!

NOTE:

This is a preliminary manual for the Wharfedale Pro USX-800 Wireless Microphone System.
The final manual, when available, will be posted on our website at: www.wharfedalepro.com.

Wharfedale Pro USX-800 Wireless Microphone System

Thank you for selecting the Wharfedale Pro USX-800 single channel wireless microphone system! Before operating the system, please read this instruction manual thoroughly for a complete understanding of the product features and correct operating procedures

System Inventory

- (1) Injection molded carrying case
- (1) USX-800 True Diversity Receiver
- (1) USX-800 Wireless Transmitter / Microphone
- (2) Screw on antenna assemblies
- (1) Power supply / power cord
- (2) AA batteries
- (1) Unbalanced line cable with 1/4" plugs
- (1) Rack Mount Adapter
- (1) User manual
- (1) Warranty Registration card

Parts names and functions

-Front panel (Fig.1)

1. **POWER** switch
2. **SYNC** button: Synchronization of transmitter & receiver. (Automatic Channel Matching)
3. **MENU** button: Multiple function selection.
4. **SYNC** I/R receiver: Works with the microphone transmitter SYNC signal
5. **LCD Display**: Shows currently selected function parameter
6. **Group Select** button: Changes group setting parameter.
7. **Channel Select** button: Changes channel setting parameter.
8. **VOLUME** Control: Adjusts output volume level.

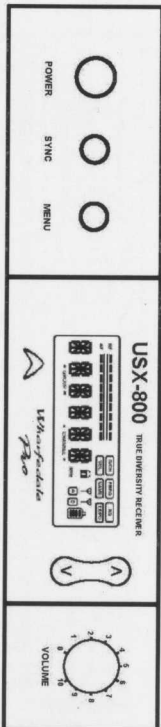


Fig. 1

-Rear panel (Fig.2)

9. **ANTENNA B** connector
10. Output 'LEVEL' Switch: "MIC" selection when the output is connected to a microphone input of a mixer, "LINE" selection when the output is connected to a line level input of a mixer.
11. **BALANCED OUTPUT** XLR connector
12. **UNBALANCED OUTPUT** 1/4" jack .
13. **DC INPUT** 12V power input jack.:
14. **ANTENNA A** Connector

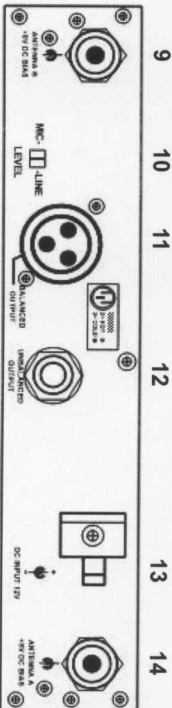


Fig. 2

